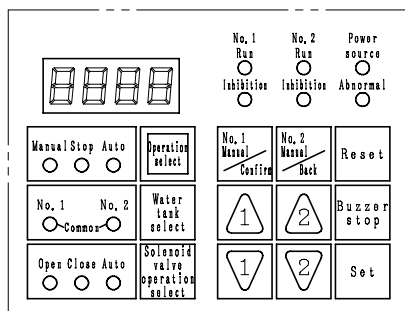
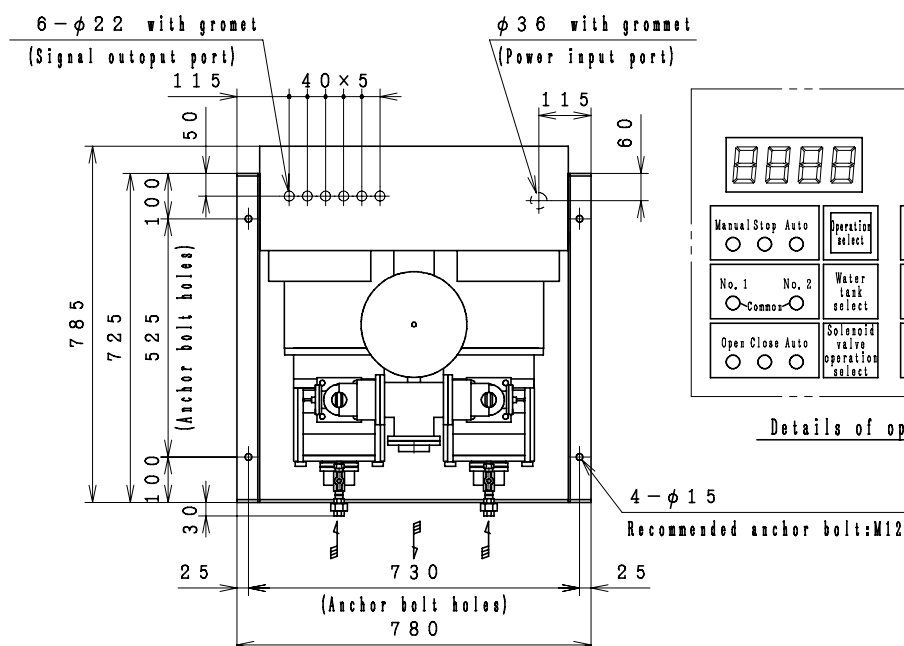
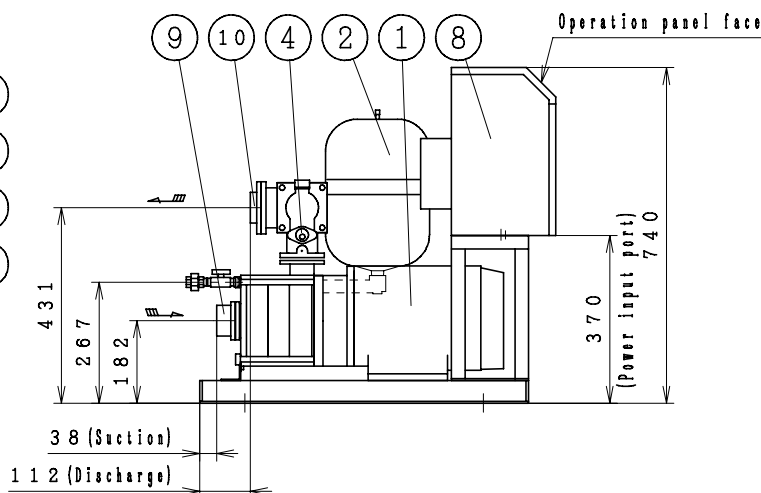
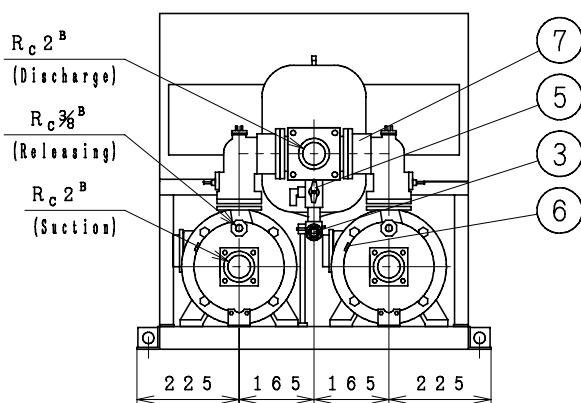


Automatic Water Supply Units ASSEMBLY DRAWING

TYPE : NX-VFC [Negative Suction] [Constant Presumed Terminal Pressure Water Supply] [D:Automatic Alternate Operation]



No	Parts Name	Q'TY
1	Pump	2
2	Pressure tank(10L)	1
3	Pressure transmitter	1
4	Flow switch	2
5	TJ valve	1
6	Protector	2
7	Discharge elbow (with check valve)	2
8	Control panel	1
9	Special flange(Suction)	2
10	Special flange(Discharge)	1



MODEL	OUTPUT kW	MAX SPEED (400V) min ⁻¹	MAX SPEED (380V) min ⁻¹	MASS kg
NX-VFC503-5.5D	5.5	3600	3540	195
NX-VFC503-7.5D	7.5	3600	3540	199

Negative Suction

Special flanges accompanied with product shall be applied to pipe connection.

A tube of φ10mm(3/8") can be connected to the TJ valve.

ACCESSORIES	

MASS kg

UNIT SPECIFICATION				MOTOR SPECIFICATION	
CAPACITY	m ³ /min	SIZE	Suc. 50mm/Dis. 50mm	POLE	2 P
TOTAL HEAD	m	FREQUENCY	Hz	TYPE	T. E. F. C
MAX SPEED	3600 min ⁻¹	PHASE&VOLTAGE	3 φ V	OUTPUT	kW

ITEM NAME		ITEM No.	
MODEL		QUANTITY	