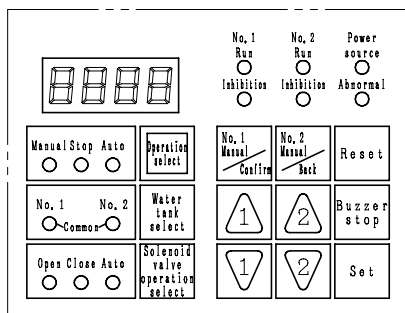
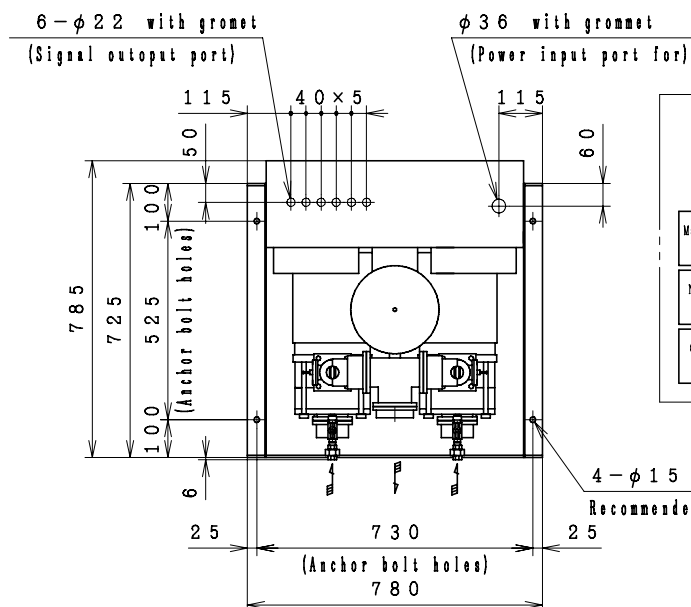
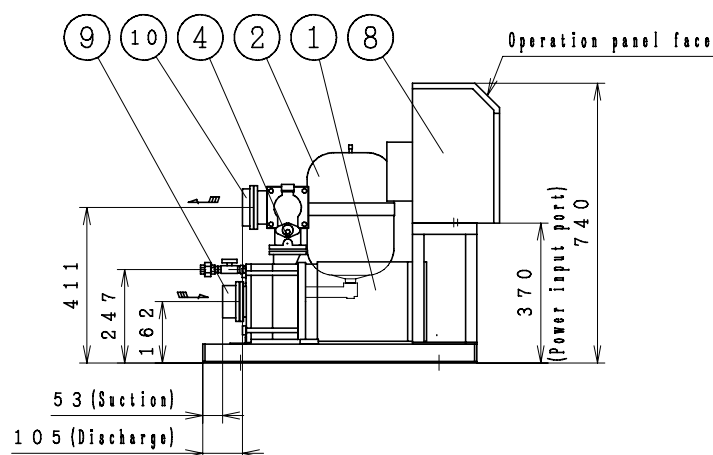
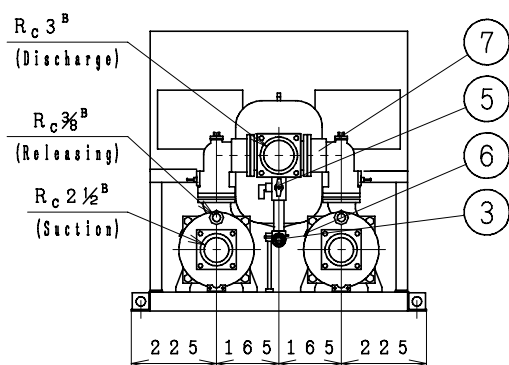


Automatic Water Supply Units ASSEMBLY DRAWING

TYPE : NX - V F C [Negative Suction][Constant Presumed Terminal Pressure Water Supply][W:Automatic Alternate Parallel Operation]



No.	Parts Name	Q'TY
1	Pump	2
2	Pressure tank(10ℓ)	1
3	Pressure transmitter	1
4	Flow switch	2
5	TJ valve	1
6	Protector	2
7	Discharge elbow (with check valve)	2
8	Control panel	1
9	Special flange (Suction)	2
10	Special flange (Discharge)	1



MODEL	OUTPUT kW	MAX SPEED (400V) min ⁻¹	MAX SPEED (380V) min ⁻¹	MASS kg
NX-80VFC652-3.7W	3.7	3480	3420	145

Negative Suction

Special flanges accompanied with product shall be applied to pipe connection.

A tube of φ10mm (3/8") can be connected to the TJ valve.

ACCESSORIES	

MASS 145 kg

UNIT SPECIFICATION				MOTOR SPECIFICATION	
CAPACITY	m ³ /min	SIZE	Suc. 65mm/Dis. 80mm	POLE	2 P
TOTAL HEAD	m	FREQUENCY	Hz	TYPE	T. E. F. C
MAX SPEED	3660 min ⁻¹	PHASE&VOLTAGE	3 φ V	OUTPUT	3.7 kW×2

ITEM NAME		ITEM No.	
MODEL	NX-80VFC652-3.7W	QUANTITY	